







Name: ..... Date: .....




THEME: **ARTIST**

VOCABULARY WORKSHEET: #1

*Read and copy each word*

		
<p style="text-align: center;"><b>Artist</b></p> <p style="text-align: center;">.....</p>	<p style="text-align: center;"><b>Paint</b></p> <p style="text-align: center;">.....</p>	<p style="text-align: center;"><b>Paintbrush</b></p> <p style="text-align: center;">.....</p>

		
<p style="text-align: center;"><b>Painting</b></p> <p style="text-align: center;">.....</p>	<p style="text-align: center;"><b>Colours</b></p> <p style="text-align: center;">.....</p>	<p style="text-align: center;"><b>Easel</b></p> <p style="text-align: center;">.....</p>

		
<p style="text-align: center;"><b>Morning</b></p> <p style="text-align: center;">.....</p>	<p style="text-align: center;"><b>Afternoon</b></p> <p style="text-align: center;">.....</p>	<p style="text-align: center;"><b>Evening</b></p> <p style="text-align: center;">.....</p>

Name: ..... Date: .....

THEME: **ARTIST**

VOCABULARY WORKSHEET: **#2**

*Read and draw each word (without looking at worksheet #1!)*

<b>Artist</b> .....	<b>Paint</b> .....	<b>Paintbrush</b> .....

<b>Painting</b> .....	<b>Colours</b> .....	<b>Easel</b> .....




<b>Morning</b> .....	<b>Afternoon</b> .....	<b>Evening</b> .....




Name: ..... Date: .....

THEME: **ARTIST**

VOCABULARY WORKSHEET: #3

*Say and write the word under each image (without looking at worksheet #1!)*

		
<p>.....</p>	<p>.....</p>	<p>.....</p>

		
<p>.....</p>	<p>.....</p>	<p>.....</p>

		
<p>.....</p>	<p>.....</p>	<p>.....</p>



Name: ..... Date: .....

THEME: **ARTIST**

VOCABULARY WORKSHEET: **#4**

*Now, try to write sentences using the vocabulary words.*

1. ....

2. ....

3. ....

4. ....

5. ....

6. ....

7. ....

8. ....




9. ....




Name: ..... Date: .....

THEME: **FASHION DESIGNER**

VOCABULARY WORKSHEET: #1

*Read and copy each word*

		
<p><b>Fashion designer</b></p> <p>.....</p>	<p><b>Draw</b></p> <p>.....</p>	<p><b>Sew</b></p> <p>.....</p>

		
<p><b>Backpack</b></p> <p>.....</p>	<p><b>Handbag</b></p> <p>.....</p>	<p><b>Jewellery</b></p> <p>.....</p>

		
<p><b>Watch</b></p> <p>.....</p>	<p><b>Cardigan</b></p> <p>.....</p>	<p><b>Scarf</b></p> <p>.....</p>

Name: ..... Date: .....

THEME: **FASHION DESIGNER**VOCABULARY WORKSHEET: **#2***Read and draw each word (without looking at worksheet #1!)*

<b>Fashion designer</b> .....	<b>Draw</b> .....	<b>Sew</b> .....

<b>Backpack</b> .....	<b>Handbag</b> .....	<b>Jewellery</b> .....




<b>Watch</b> .....	<b>Cardigan</b> .....	<b>Scarf</b> .....




Name: ..... Date: .....

THEME: FASHION DESIGNER

VOCABULARY WORKSHEET: #3

Say and write the word under each image (without looking at worksheet #1!)

		
<p>.....</p>	<p>.....</p>	<p>.....</p>

		
<p>.....</p>	<p>.....</p>	<p>.....</p>

		
<p>.....</p>	<p>.....</p>	<p>.....</p>



Name: ..... Date: .....

THEME: **FASHION DESIGNER**

VOCABULARY WORKSHEET: **#4**

*Now, try to write sentences using the vocabulary words.*

1. ....

2. ....

3. ....

4. ....

5. ....

6. ....

7. ....

8. ....

9. ....







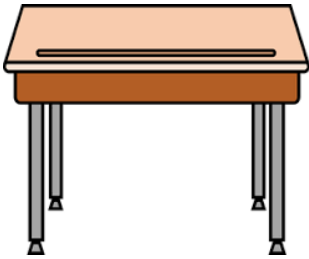



Name: ..... Date: .....

THEME: **TEACHER**

VOCABULARY WORKSHEET: #1

*Read and copy each word*

		
<p style="text-align: center;"><b>Teacher</b></p> <p style="text-align: center;">.....</p>	<p style="text-align: center;"><b>Notebook</b></p> <p style="text-align: center;">.....</p>	<p style="text-align: center;"><b>Computer</b></p> <p style="text-align: center;">.....</p>
		
<p style="text-align: center;"><b>Pencil case</b></p> <p style="text-align: center;">.....</p>	<p style="text-align: center;"><b>Playground</b></p> <p style="text-align: center;">.....</p>	<p style="text-align: center;"><b>Whiteboard</b></p> <p style="text-align: center;">.....</p>
		
<p style="text-align: center;"><b>Clock</b></p> <p style="text-align: center;">.....</p>	<p style="text-align: center;"><b>Desk</b></p> <p style="text-align: center;">.....</p>	<p style="text-align: center;"><b>Classmate</b></p> <p style="text-align: center;">.....</p>



Name: ..... Date: .....

THEME: **TEACHER**

VOCABULARY WORKSHEET: **#2**

*Read and draw each word (without looking at worksheet #1!)*

<b>Teacher</b> .....	<b>Notebook</b> .....	<b>Computer</b> .....

<b>Pencil case</b> .....	<b>Playground</b> .....	<b>Whiteboard</b> .....




<b>Clock</b> .....	<b>Desk</b> .....	<b>Classmate</b> .....




Name: ..... Date: .....


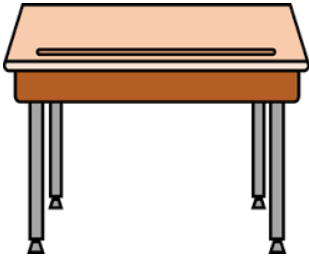

THEME: **TEACHER**

VOCABULARY WORKSHEET: #3

Say and write the word under each image (without looking at worksheet #1!)

		
<p>.....</p>	<p>.....</p>	<p>.....</p>

		
<p>.....</p>	<p>.....</p>	<p>.....</p>

		
<p>.....</p>	<p>.....</p>	<p>.....</p>



Name: ..... Date: .....

THEME: **TEACHER**

VOCABULARY WORKSHEET: **#4**

*Now, try to write sentences using the vocabulary words.*

1. ....

2. ....

3. ....

4. ....

5. ....

6. ....

7. ....

8. ....




9. ....


Name: ..... Date: .....



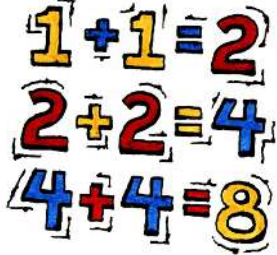
THEME: **MATHEMATICIAN**

VOCABULARY WORKSHEET: #1

*Read and copy each word*

		
<p><b>mathematician</b></p> <p>.....</p>	<p><b>bigger / smaller</b></p> <p>.....</p>	<p><b>happier</b></p> <p>.....</p>

		
<p><b>colder / hotter</b></p> <p>.....</p>	<p><b>sweeter</b></p> <p>.....</p>	<p><b>shorter / taller</b></p> <p>.....</p>

		
<p><b>younger / older</b></p> <p>.....</p>	<p><b>calculator</b></p> <p>.....</p>	<p><b>sums</b></p> <p>.....</p>

Name: ..... Date: .....

THEME: **MATHEMATICIAN**

VOCABULARY WORKSHEET: #2

*Read and draw each word (without looking at worksheet #1!)*

<b>mathematician</b> .....	<b>bigger / smaller</b> .....	<b>happier</b> .....

<b>colder / hotter</b> .....	<b>sweeter</b> .....	<b>shorter / taller</b> .....




<b>younger / older</b> .....	<b>calculator</b> .....	<b>sums</b> .....

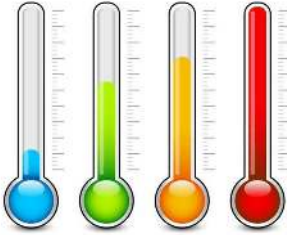


Name: ..... Date: .....



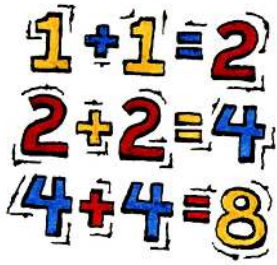
THEME: **MATHEMATICIAN**

VOCABULARY WORKSHEET: #3

Say and write the word under each image (without looking at worksheet #1!)

		
<p>.....</p>	<p>.....</p>	<p>.....</p>

		
<p>.....</p>	<p>.....</p>	<p>.....</p>

		
<p>.....</p>	<p>.....</p>	<p>.....</p>



Name: ..... Date: .....

THEME: **MATHEMATICIAN**

VOCABULARY WORKSHEET: **#4**

*Now, try to write sentences using the vocabulary words.*

1. ....

2. ....

3. ....

4. ....

5. ....

6. ....

7. ....

8. ....

9. ....









Name: ..... Date: .....

THEME: **DOCTOR**

VOCABULARY WORKSHEET: #1

*Read and copy each word*

		
<p><b>doctor</b></p> <p>.....</p>	<p><b>a cold</b></p> <p>.....</p>	<p><b>an earache</b></p> <p>.....</p>
		
<p><b>a headache</b></p> <p>.....</p>	<p><b>a stomachache</b></p> <p>.....</p>	<p><b>toothache</b></p> <p>.....</p>
		
<p><b>sick</b></p> <p>.....</p>	<p><b>temperature</b></p> <p>.....</p>	<p><b>a sore throat</b></p> <p>.....</p>

Name: ..... Date: .....

THEME: **DOCTOR**VOCABULARY WORKSHEET: **#2***Read and draw each word (without looking at worksheet #1!)*

<b>doctor</b> .....	<b>a cold</b> .....	<b>an earache</b> .....

<b>a headache</b> .....	<b>a stomachache</b> .....	<b>toothache</b> .....

<b>sick</b> .....	<b>temperature</b> .....	<b>a sore throat</b> .....

Name: ..... Date: .....




THEME: **DOCTOR**

VOCABULARY WORKSHEET: #3

Say and write the word under each image (without looking at worksheet #1!)

		
<p>.....</p>	<p>.....</p>	<p>.....</p>

		
<p>.....</p>	<p>.....</p>	<p>.....</p>

		
<p>.....</p>	<p>.....</p>	<p>.....</p>



Name: ..... Date: .....

THEME: **DOCTOR**

VOCABULARY WORKSHEET: **#4**

*Now, try to write sentences using the vocabulary words.*

1. ....

2. ....

3. ....

4. ....

5. ....

6. ....

7. ....

8. ....

9. ....




Name: ..... Date: .....

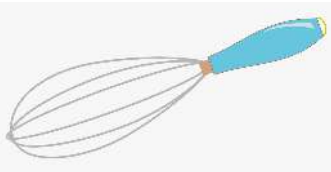


THEME: **CHEF**

VOCABULARY WORKSHEET: #1

*Read and copy each word*

		
<b>chef</b> .....	<b>recipe</b> .....	<b>apron</b> .....

		
<b>fork</b> .....	<b>knife</b> .....	<b>spoon</b> .....




		
<b>whisk</b> .....	<b>pan</b> .....	<b>bowl</b> .....




Name: ..... Date: .....




THEME: **CHEF**

VOCABULARY WORKSHEET: #1

*Read and copy each word*

		
<p style="text-align: center;"><b>milk</b></p> <p style="text-align: center;">.....</p>	<p style="text-align: center;"><b>eggs</b></p> <p style="text-align: center;">.....</p>	<p style="text-align: center;"><b>butter</b></p> <p style="text-align: center;">.....</p>

		
<p style="text-align: center;"><b>salt and pepper</b></p> <p style="text-align: center;">.....</p>	<p style="text-align: center;"><b>bread</b></p> <p style="text-align: center;">.....</p>	<p style="text-align: center;"><b>chocolate</b></p> <p style="text-align: center;">.....</p>

		
<p style="text-align: center;"><b>sugar</b></p> <p style="text-align: center;">.....</p>	<p style="text-align: center;"><b>vegetables</b></p> <p style="text-align: center;">.....</p>	<p style="text-align: center;"><b>fruit</b></p> <p style="text-align: center;">.....</p>

Name: ..... Date: .....

THEME: **CHEF**

VOCABULARY WORKSHEET: **#2**

*Read and draw each word (without looking at worksheet #1!)*

<b>chef</b> .....	<b>recipe</b> .....	<b>apron</b> .....

<b>fork</b> .....	<b>knife</b> .....	<b>spoon</b> .....

<b>whisk</b> .....	<b>pan</b> .....	<b>bowl</b> .....



Name: ..... Date: .....

THEME: **CHEF**

VOCABULARY WORKSHEET: **#2**

*Read and draw each word (without looking at worksheet #1!)*

<b>milk</b> .....	<b>eggs</b> .....	<b>butter</b> .....

<b>salt and pepper</b> .....	<b>bread</b> .....	<b>chocolate</b> .....

<b>sugar</b> .....	<b>vegetables</b> .....	<b>fruit</b> .....








Name: ..... Date: .....

THEME: **CHEF**

VOCABULARY WORKSHEET: #3

*Say and write the word under each image (without looking at worksheet #1!)*

		
<p>.....</p>	<p>.....</p>	<p>.....</p>

		
<p>.....</p>	<p>.....</p>	<p>.....</p>




		
<p>.....</p>	<p>.....</p>	<p>.....</p>




Name: ..... Date: .....




THEME: **CHEF**

VOCABULARY WORKSHEET: #1

*Read and copy each word*

		
<p>.....</p>	<p>.....</p>	<p>.....</p>

		
<p>.....</p>	<p>.....</p>	<p>.....</p>

		
<p>.....</p>	<p>.....</p>	<p>.....</p>



Name: ..... Date: .....

THEME: **CHEF**

VOCABULARY WORKSHEET: **#4**

*Now, try to write sentences using the vocabulary words.*

1. ....

2. ....

3. ....

4. ....

5. ....

6. ....

7. ....

8. ....




9. ....




Name: ..... Date: .....

THEME: **PILOT**

VOCABULARY WORKSHEET: #1

*Read and copy each word*

		
<p style="text-align: center;"><b>pilot</b></p> <p style="text-align: center;">.....</p>	<p style="text-align: center;"><b>fly a plane</b></p> <p style="text-align: center;">.....</p>	<p style="text-align: center;"><b>take a plane</b></p> <p style="text-align: center;">.....</p>

		
<p style="text-align: center;"><b>drive a car</b></p> <p style="text-align: center;">.....</p>	<p style="text-align: center;"><b>take a taxi</b></p> <p style="text-align: center;">.....</p>	<p style="text-align: center;"><b>take a train</b></p> <p style="text-align: center;">.....</p>

		
<p style="text-align: center;"><b>sail a boat</b></p> <p style="text-align: center;">.....</p>	<p style="text-align: center;"><b>ride a scooter</b></p> <p style="text-align: center;">.....</p>	<p style="text-align: center;"><b>walk to school</b></p> <p style="text-align: center;">.....</p>

Name: ..... Date: .....

THEME: **PILOT**

VOCABULARY WORKSHEET: **#2**

*Read and draw each word (without looking at worksheet #1!)*

<b>pilot</b> .....	<b>fly a plane</b> .....	<b>take a plane</b> .....

<b>drive a car</b> .....	<b>take a taxi</b> .....	<b>take a train</b> .....




<b>sail a boat</b> .....	<b>ride a scooter</b> .....	<b>walk to school</b> .....




Name: ..... Date: .....




THEME: PILOT

VOCABULARY WORKSHEET: #3

Say and write the word under each image (without looking at worksheet #1!)

		
<p>.....</p>	<p>.....</p>	<p>.....</p>

		
<p>.....</p>	<p>.....</p>	<p>.....</p>

		
<p>.....</p>	<p>.....</p>	<p>.....</p>



Name: ..... Date: .....

THEME: **PILOT**

VOCABULARY WORKSHEET: **#4**

*Now, try to write sentences using the vocabulary words.*

1. ....

2. ....

3. ....

4. ....

5. ....

6. ....

7. ....

8. ....










9. ....

Name: ..... Date: .....

THEME: **FAMILY**

VOCABULARY WORKSHEET: #1

*Read and copy each word*

		
<p><b>family</b></p> <p>.....</p>	<p><b>dad / daddy / father</b></p> <p>.....</p>	<p><b>mum / mummy / mother</b></p> <p>.....</p>
		
<p><b>sister / daughter</b></p> <p>.....</p>	<p><b>brother / son</b></p> <p>.....</p>	<p><b>twins</b></p> <p>.....</p>
		
<p><b>only child</b></p> <p>.....</p>	<p><b>grandfather / grandpa</b></p> <p>.....</p>	<p><b>grandmother / grandma</b></p> <p>.....</p>



Name: ..... Date: .....

THEME: **FAMILY**

VOCABULARY WORKSHEET: **#2**

*Read and draw each word (without looking at worksheet #1!)*

<b>family</b> .....	<b>dad / daddy / father</b> .....	<b>mum / mummy / mother</b> .....

<b>sister / daughter</b> .....	<b>brother / son</b> .....	<b>twins</b> .....




<b>only child</b> .....	<b>grandfather / grandpa</b> .....	<b>grandmother / grandma</b> .....



Name: ..... Date: .....




THEME: **FAMILY**

VOCABULARY WORKSHEET: #3

Say and write the word under each image (without looking at worksheet #1!)

		
<p>.....</p>	<p>.....</p>	<p>.....</p>

		
<p>.....</p>	<p>.....</p>	<p>.....</p>

		
<p>.....</p>	<p>.....</p>	<p>.....</p>



Name: ..... Date: .....

THEME: **FAMILY**

VOCABULARY WORKSHEET: #4

*Now, try to write sentences using the vocabulary words.*

1. ....

2. ....

3. ....

4. ....

5. ....

6. ....

7. ....

8. ....




9. ....




Name: ..... Date: .....




THEME: **VETERINARIAN**

VOCABULARY WORKSHEET: #1

*Read and copy each word*

		
<b>vet</b> .....	<b>cow</b> .....	<b>chicken</b> .....

		
<b>sheep</b> .....	<b>pig</b> .....	<b>monkey</b> .....




		
<b>dog</b> .....	<b>fish</b> .....	<b>cat</b> .....




Name: ..... Date: .....



THEME: **VETERINARIAN**

VOCABULARY WORKSHEET: #1

*Read and copy each word*

		
<b>horse</b> .....	<b>mouse</b> .....	<b>goat</b> .....

		
<b>duck</b> .....	<b>parrot</b> .....	<b>snake</b> .....

		
<b>rabbit</b> .....	<b>lizard</b> .....	<b>tortoise</b> .....

Name: ..... Date: .....

THEME: **VETERINARIAN**

VOCABULARY WORKSHEET: **#2**

*Read and draw each word (without looking at worksheet #1!)*

<b>vet</b> .....	<b>cow</b> .....	<b>chicken</b> .....

<b>duck</b> .....	<b>parrot</b> .....	<b>snake</b> .....

<b>dog</b> .....	<b>fish</b> .....	<b>cat</b> .....

Name: ..... Date: .....

THEME: **VETERINARIAN**

VOCABULARY WORKSHEET: #2

*Read and draw each word (without looking at worksheet #1!)*

<b>horse</b> .....	<b>mouse</b> .....	<b>goat</b> .....

<b>duck</b> .....	<b>parrot</b> .....	<b>snake</b> .....




<b>rabbit</b> .....	<b>lizard</b> .....	<b>tortoise</b> .....




Name: ..... Date: .....




THEME: **VETERINARIAN**

VOCABULARY WORKSHEET: #3

*Say and write the word under each image (without looking at worksheet #1!)*

		
.....	.....	.....

		
.....	.....	.....

		
.....	.....	.....









Name: ..... Date: .....




THEME: **VETERINARIAN**

VOCABULARY WORKSHEET: #1

*Read and copy each word*

		
.....	.....	.....

		
.....	.....	.....

		
.....	.....	.....



Name: ..... Date: .....

THEME: **VETERINARIAN**

VOCABULARY WORKSHEET: **#4**

*Now, try to write sentences using the vocabulary words.*

1. ....

2. ....

3. ....

4. ....

5. ....

6. ....

7. ....

8. ....




9. ....



Name: ..... Date: .....

**THEME: FOREST RANGER**

**VOCABULARY WORKSHEET: #1**

*Read and copy each word*

		
<p><b>Forest Ranger</b></p> <p>.....</p>	<p><b>Tree</b></p> <p>.....</p>	<p><b>Climb</b></p> <p>.....</p>

		
<p><b>Leaves</b></p> <p>.....</p>	<p><b>River</b></p> <p>.....</p>	<p><b>Lake</b></p> <p>.....</p>

		
<p><b>Sky</b></p> <p>.....</p>	<p><b>Forest</b></p> <p>.....</p>	<p><b>Grass</b></p> <p>.....</p>

Name: ..... Date: .....

THEME: **FOREST RANGER**

VOCABULARY WORKSHEET: **#2**

*Read and draw each word (without looking at worksheet #1!)*

<b>Forest Ranger</b> .....	<b>Tree</b> .....	<b>Climb</b> .....

<b>Leaves</b> .....	<b>River</b> .....	<b>Lake</b> .....




<b>Sky</b> .....	<b>Forest</b> .....	<b>Grass</b> .....




Name: ..... Date: .....




THEME: **FOREST RANGER**

VOCABULARY WORKSHEET: #3

Say and write the word under each image (without looking at worksheet #1!)

		
<p>.....</p>	<p>.....</p>	<p>.....</p>

		
<p>.....</p>	<p>.....</p>	<p>.....</p>

		
<p>.....</p>	<p>.....</p>	<p>.....</p>



Name: ..... Date: .....

THEME: **FOREST RANGER**

VOCABULARY WORKSHEET: **#4**

*Now, try to write sentences using the vocabulary words.*

1. ....

2. ....

3. ....

4. ....

5. ....

6. ....

7. ....

8. ....

9. ....




Name: ..... Date: .....


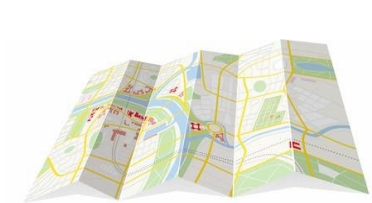

THEME: **CITY PLANNER**

VOCABULARY WORKSHEET: #1

*Read and copy each word*

		
<p style="text-align: center;"><b>City Planner</b></p> <p style="text-align: center;">.....</p>	<p style="text-align: center;"><b>Street</b></p> <p style="text-align: center;">.....</p>	<p style="text-align: center;"><b>Bus Station</b></p> <p style="text-align: center;">.....</p>

		
<p style="text-align: center;"><b>Building</b></p> <p style="text-align: center;">.....</p>	<p style="text-align: center;"><b>City</b></p> <p style="text-align: center;">.....</p>	<p style="text-align: center;"><b>Town</b></p> <p style="text-align: center;">.....</p>

		
<p style="text-align: center;"><b>Countryside</b></p> <p style="text-align: center;">.....</p>	<p style="text-align: center;"><b>Map</b></p> <p style="text-align: center;">.....</p>	<p style="text-align: center;"><b>Prepositions</b></p> <p style="text-align: center;">.....</p>

Name: ..... Date: .....

THEME: **CITY PLANNER**

VOCABULARY WORKSHEET: #2

*Read and draw each word (without looking at worksheet #1!)*

<b>City Planner</b> .....	<b>Street</b> .....	<b>Bus Station</b> .....

<b>Building</b> .....	<b>City</b> .....	<b>Town</b> .....

<b>Countryside</b> .....	<b>Map</b> .....	<b>Prepositions</b> .....









Name: ..... Date: .....


THEME: **CITY PLANNER**

VOCABULARY WORKSHEET: #3

Say and write the word under each image (without looking at worksheet #1!)

		
<p>.....</p>	<p>.....</p>	<p>.....</p>

		
<p>.....</p>	<p>.....</p>	<p>.....</p>

		 <p>IN FRONT OF    BEHIND    BETWEEN    AROUND</p> <p>ACROSS FROM (OPPOSITE)    THROUGH    NEXT TO (BESIDE)    AMONG</p>
<p>.....</p>	<p>.....</p>	<p>.....</p>



Name: ..... Date: .....

THEME: **CITY PLANNER**

VOCABULARY WORKSHEET: **#4**

*Now, try to write sentences using the vocabulary words.*

1. ....

2. ....

3. ....

4. ....

5. ....

6. ....

7. ....


8. ....




9. ....




Name: ..... Date: .....

THEME: **TRAVEL WRITER** VOCABULARY WORKSHEET: #1

*Read and copy each word*

		
<p><b>Travel Writer</b></p> <p>.....</p>	<p><b>Earth</b></p> <p>.....</p>	<p><b>Vacation</b></p> <p>.....</p>

		
<p><b>London</b></p> <p>.....</p>	<p><b>New York</b></p> <p>.....</p>	<p><b>I saw the Statue of Liberty</b></p> <p>.....</p> <p>.....</p>

		
<p><b>I went to London Bridge</b></p> <p>.....</p> <p>.....</p>	<p><b>I took a photo</b></p> <p>.....</p>	<p><b>I ate a meal</b></p> <p>.....</p>



Name: ..... Date: .....

THEME: **TRAVEL WRITER**

VOCABULARY WORKSHEET: #2

*Read and draw each word (without looking at worksheet #1!)*

<b>Travel Writer</b> .....	<b>Earth</b> .....	<b>Vacation</b> .....

<b>London</b> .....	<b>New York</b> .....	<b>I saw the Statue of Liberty</b> ..... .....




<b>I went to London Bridge</b> ..... .....	<b>I took a photo</b> .....	<b>I ate a meal</b> .....




Name: ..... Date: .....




THEME: TRAVEL WRITER

VOCABULARY WORKSHEET: #3

Say and write the word under each image (without looking at worksheet #1!)

		
<p>.....</p>	<p>.....</p>	<p>.....</p>

		
<p>.....</p>	<p>.....</p>	<p>.....</p>

		
<p>.....</p>	<p>.....</p>	<p>.....</p>



Name: ..... Date: .....

THEME: **TRAVEL WRITER**

VOCABULARY WORKSHEET: **#4**

*Now, try to write sentences using the vocabulary words.*

1. ....

2. ....

3. ....

4. ....

5. ....

6. ....

7. ....




8. ....




9. ....

Name: ..... Date: .....

THEME: **ASTRONAUT** VOCABULARY WORKSHEET: #1

*Read and copy each word*

		
<p style="text-align: center;"><b>Astronaut</b></p> <p style="text-align: center;">.....</p>	<p style="text-align: center;"><b>Outer Space</b></p> <p style="text-align: center;">.....</p>	<p style="text-align: center;"><b>The Milky Way</b></p> <p style="text-align: center;">.....</p>

		
<p style="text-align: center;"><b>Rocket</b></p> <p style="text-align: center;">.....</p>	<p style="text-align: center;"><b>Alien</b></p> <p style="text-align: center;">.....</p>	<p style="text-align: center;"><b>Solar System</b></p> <p style="text-align: center;">.....</p>

		
<p style="text-align: center;"><b>Orbit</b></p> <p style="text-align: center;">.....</p>	<p style="text-align: center;"><b>Moon</b></p> <p style="text-align: center;">.....</p>	<p style="text-align: center;"><b>Stars</b></p> <p style="text-align: center;">.....</p>

Name: ..... Date: .....

THEME: **ASTRONAUT**

VOCABULARY WORKSHEET: **#2**

*Read and draw each word (without looking at worksheet #1!)*

<b>Astronaut</b> .....	<b>Outer Space</b> .....	<b>The Milky Way</b> .....

<b>Rocket</b> .....	<b>Alien</b> .....	<b>Solar System</b> .....

<b>Orbit</b> .....	<b>Moon</b> .....	<b>Stars</b> .....







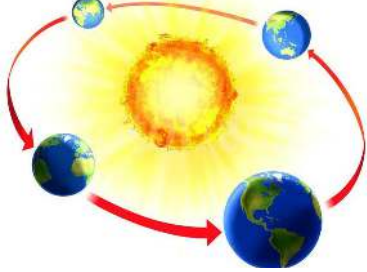




Name: ..... Date: .....

THEME: **ASTRONAUT**

VOCABULARY WORKSHEET: #3

*Say and write the word under each image (without looking at worksheet #1!)*

		
<p>.....</p>	<p>.....</p>	<p>.....</p>
		
<p>.....</p>	<p>.....</p>	<p>.....</p>
		
<p>.....</p>	<p>.....</p>	<p>.....</p>



Name: ..... Date: .....

THEME: **ASTRONAUT**

VOCABULARY WORKSHEET: **#4**

*Now, try to write sentences using the vocabulary words.*

1. ....

2. ....

3. ....

4. ....

5. ....

6. ....

7. ....

8. ....

9. ....